



ELEMENT OF DESIGN	STANDARD UNIT	PREMIUM CLASS UNIT ARMOR	ADVANTAGES OF ARMOR USAGE
Sealing on front side	One-lip seal	Six-lip seal	Six times more reliable protection from impurities, dust and soil
Sealing on base side	One-lip seal	Triple-lip seal	Three times more reliable protection from impurities, dust and soil
Additional metal cover	×	Thickness 1 mm	Protection from mechanical damages (stone, straw, etc)
Housing material	Grey Cast Iron	Ductile Cast Iron	Increased resistance on impacts and vibrations - two and a half times increased tensile strength
Anti-corrosive protection	×	Housing, Inner Ring of the Bearing, Iron Arc	Efficient corrosion protection
Mechanical protection of grease-nipple	×	Ductile Cast Iron Arc	Iron Arc protects grease-nipple from mechanical damages and crop residues
Additional Lubrication Groove	One groove on inner surface of the housing	Two grooves: one on the housing, the second one on the bearing	Two times more effective grease penetration
Additional Lubrication holes on the bearing	One lubrication hole	Two lubrication holes	Two times more effective grease penetration
Mounting "pockets"	On front side of the housing	On base side of the housing	"Pockets" on the base side of the housing exclude the bearing contact with impurities from its front side
Mounting holes	Standard holes	Additional stiffeners of the mounting holes	Possibility of mounting holes breakage is significantly decreased
Locking pin for bearing fixing	×	On the outer ring of the bearing	Locking pin provides centering of grease holes and prevents deflection of the bearing as well



Industrijska zona bb  
21235 Temerin  
SERBIA

Sales Director +381 21 6841 222  
Head of Sales +381 21 6841 190  
Foreign Markets +381 21 6841 205  
+381 21 6841 231  
+381 21 6841 188  
Domestic Market +381 21 6841 187  
Marketing +381 21 6841 201

sales@fkl-serbia.com  
marketing@fkl-serbia.com



## BEARING UNITS PREMIUM CLASS ARMOR

Copyright © 2023 FKL. All rights reserved.  
These contents are the copyright of the publisher and may not be reproduced, in total or partially, without express consent of the publisher. Every precautions were taken to ensure the accuracy of the information in this publication but no liability can be accepted for any errors or omissions. Prepared by FKL DOO Temerin, Serbia.

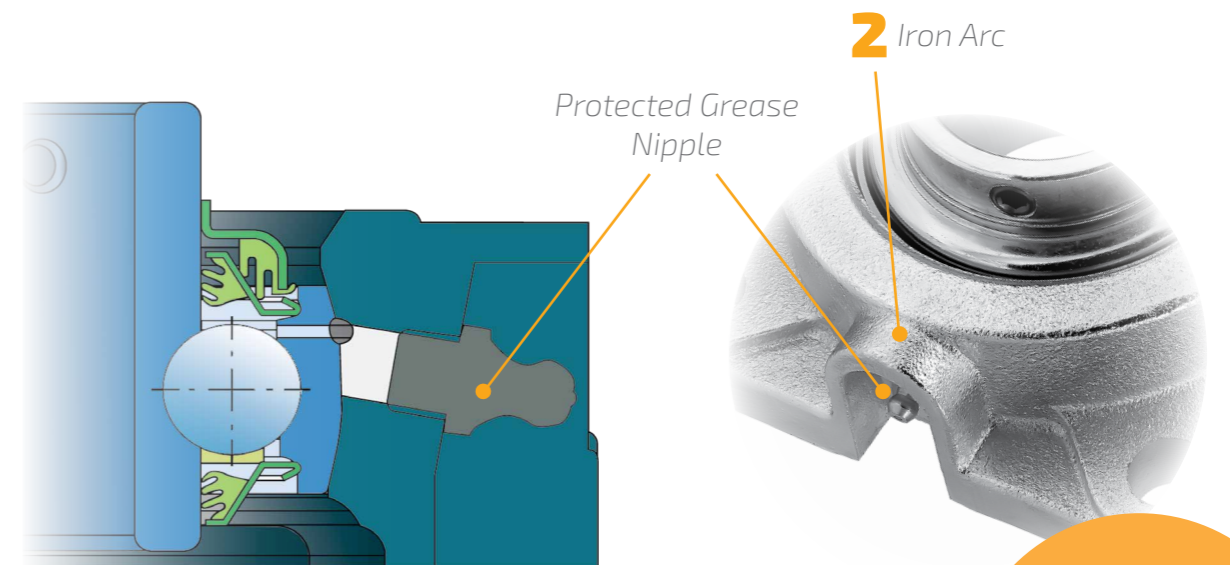
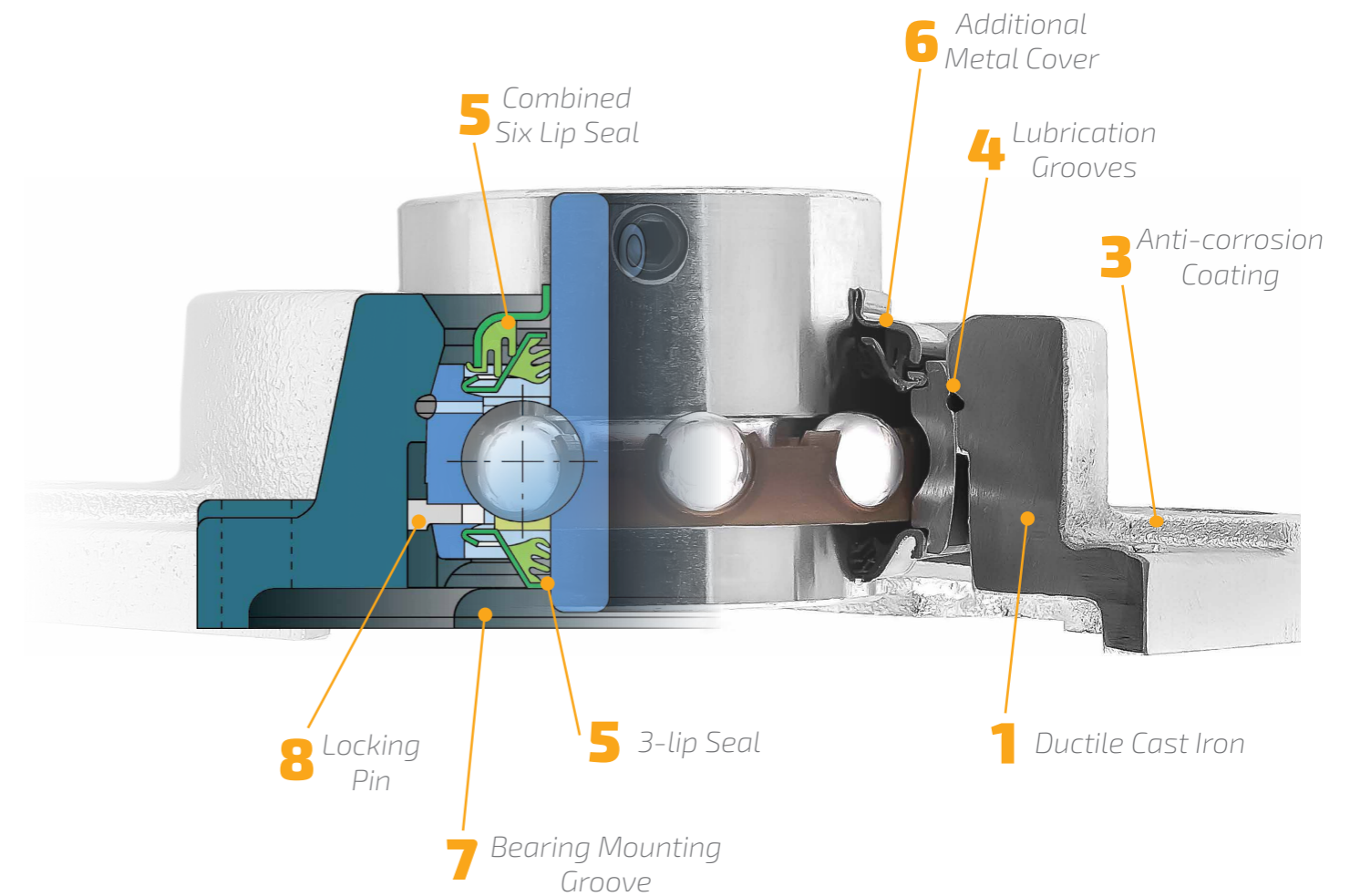
Editors in Chief: Ljiljana Marić and Dejan Zrilić  
Copy Editors: Laslo Koman, Nina Đaković, Milan Mijušković, Rade Stanivuk, Biljana Obrenović and Jovan Tomić  
Photos, Layout and Prepress: Monja Madić and Oleg Vorobev  
Print: MAXIMA Graf, April 2023.

# Armor Bearing Units

## ELEMENTS OF MAXIMUM PROTECTION

- 1** Ductile Cast Iron housing has two and a half times higher tensile strength than Grey Cast Iron housing.
- 2** Iron arc provides perfect protection of the grease nipple.
- 3** Anti-corrosion coating of housing, inner ring and metal cover.
- 4** Two oppositely positioned lubrication holes, on the housing and on the bearing outer ring as well.
- 5** The unique combination of six-lip sealing by front side of the bearing and triple-lip sealing by base side presents one of the best sealing system for application on agricultural machinery.
- 6** Additional 1 mm metal cover provides reliable mechanical protection.
- 7** The bearing mounting groove is turned to the base side of the housing, which significantly decreases contact of the bearing with mud and other impurities from the front side.
- 8** Locking pin on the outer ring prevents its rotating and ensures the proper way of installation of the bearing into the housing.


Designation	Material	Yield strength (MPa)	Tensile strength (MPa)	Elongation (%)
EN-GJL-200	Grey Cast Iron	130	200	0,5
EN-GJS-500-7	Ductile Cast Iron	320	500	7



### ADVANTAGES OF PREMIUM CLASS:

- The best solution for modern agricultural machinery;
- Designed to operate in the most difficult working conditions;
- Unique sealing system;
- Re-lubrication is not required in the first two years of ARMOR unit exploitation;
- Stable high-quality level product made in Europe.

Inner diameter (d)	Designation
30 mm	LEFG 206 TDT
35 mm	LEFG 207 TDT
40 mm	LEFG 208 TDT
45 mm	LEFG 209 TDT
50 mm	LEFG 210 TDT
55 mm	LEFG 211 TDT
60 mm	LEFG 212 TDT
70 mm	LEFG 214 TDT



**MAINTENANCE FREE VERSION OPTIONALLY**